

1

Contents

1	Editorial Performance
2	Web Traffic
3	Citations and Impact Factor
4	Competitor Analysis
5	Questions

2

Editorial Performance

	2015	2016	2017	2018	2019	2020 (end of July)
Number of manuscripts received	431	390	411	328	366	318
Number of papers accepted	224	165	148	130	154	109
Number of papers rejected	187	246	291	198	206	174
Time to first decision without review	7	7	2	2	2	1
Time taken to secure reviewers	32	32	17	19	14	15
Time to first decision with review	57	56	31	29	34	31
Acceptance rate	55%	40%	34%	39%	44%	39%

- Submissions have tended to fluctuate over the last few years with a considerable increase seen in 2015. We saw quite a substantial drop in 2018 but this turned around again last year and we will likely see an increase again in 2020.
- For papers rejected without review, average time to decision is currently 1 day. For papers sent out for review this time increases to 31 days, which is a competitive turnaround time and a great service to our authors.

SPRINGER NATURE

3

Geographic Breakdown of Authors

Corresponding Author Region - Submitted	2017	2018	2019	2020 (Jan-June)
USA & Canada	17%	18%	23%	23%
Europe	30%	25%	20%	31%
Middle East & India	9%	8%	8%	5%
China & Japan	28%	31%	33%	24%
Rest of South East Asia	6%	4%	6%	7%
Australasia	4%	7%	7%	4%
Central/South America & Caribbean Islands	5%	6%	3%	4%
Africa	1%	1%	0%	2%

Corresponding Author Region - Accepted	2017	2018	2019	2020 (Jan-June)
USA & Canada	30%	31%	37%	40%
Europe	42%	31%	37%	35%
Middle East & India	6%	6%	0%	2%
China & Japan	10%	10%	13%	7%
Rest of South East Asia	4%	6%	3%	7%
Australasia	7%	12%	11%	7%
Central/South America & Caribbean Islands	1%	4%	0%	2%
Africa	0%	0%	0%	0%

ATURE

4

Articles Published – Breakdown of Article Type

5

Print

	Article	Review	Correspondence	Editorial	Perspective	Comment	Total
2017	157	14	4	12	0	0	187
2018	123	13	13	12	0	1	162
2019	107	15	2	12	0	0	136
2020 (Jan-July)	85	5	5	7	2	0	104

Online

	Article	Review	Correspondence	Editorial	Perspective	Comment	Total
2017	129	14	2	12	0	0	157
2018	116	8	13	12	0	1	150
2019	130	17	2	12	1	0	162
2020 (Jan-July)	89	7	8	8	2	2	116

January – July 2020:
Articles published online 15
days after being sent to
production.
9 papers were published
OA

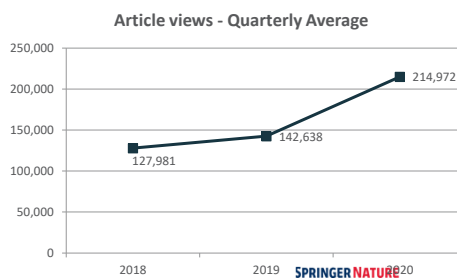
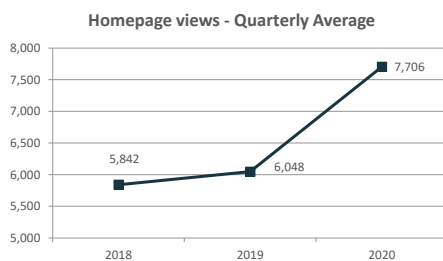
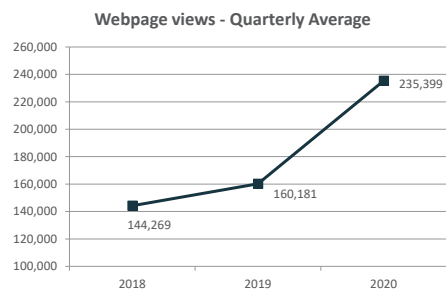
SPRINGER NATURE

5

Web Traffic History

6

	2018	2019	2020 (Jan-June)
Webpage views	577,077	640,725	470,797
Homepage views	23,367	24,193	15,413
Article views	511,925	570,553	429,944



6

Most Viewed in 2019 Published in 2019

7

Title	DOI	Article Type	Views
Reduce, reuse, recycle: good stewardship of research data	10.1038/s41393-019-0246-8	Editorial	2,474
Physiotherapy interventions for increasing muscle strength in people with spinal cord injuries: a systematic review	10.1038/s41393-019-0242-z	Review	2,121
Effect of electrical stimulation on muscle atrophy and spasticity in patients with spinal cord injury – a systematic review with meta-analysis	10.1038/s41393-019-0250-z	Review	1,638
The 2019 revision of the International Standards for Neurological Classification of Spinal Cord Injury (ISNCSCI)—What's new?	10.1038/s41393-019-0350-9	Editorial	1,588
Guidelines for the conduct of clinical trials in spinal cord injury: Neuroimaging biomarkers	10.1038/s41393-019-0309-x	Review	1,203
Words matter. Spinal Cord asks authors to choose their words carefully	10.1038/s41393-019-0269-1	Editorial	1,074
A systematic review of the content and quality of clinical practice guidelines for management of the neurogenic bladder following spinal cord injury	10.1038/s41393-019-0278-0	Review	1,060
Understanding and modelling the economic impact of spinal cord injuries in the United Kingdom	10.1038/s41393-019-0285-1	Article	1,029
Patient subjective assessment of urinary tract infection frequency and severity is associated with bladder management method in spinal cord injury	10.1038/s41393-019-0268-2	Article	954
Probiotics [LGG-BB12 or RC14-GR1] versus placebo as prophylaxis for urinary tract infection in persons with spinal cord injury [ProSCIUTTU]: a randomised controlled trial	10.1038/s41393-019-0251-y	Article	931

SPRINGER NATURE

7

2019 Impact Factor

8

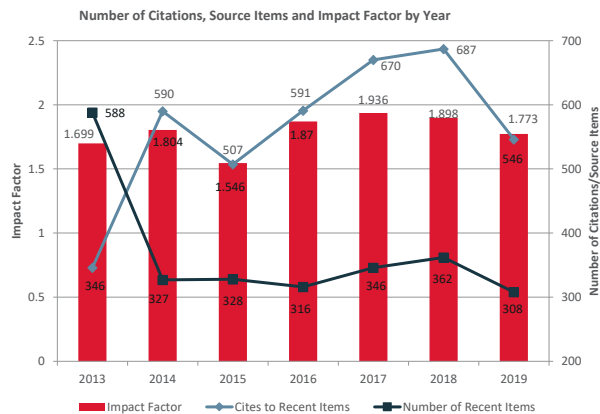
Impact Factor Calculation

	2013	2014	2015	2016	2017	2018	2019
Cites to Recent Items	346	590	507	591	670	687	546
Number of Recent Items	588	327	328	316	346	362	308
Impact Factor	1.699	1.804	1.546	1.870	1.936	1.898	1.773

The Impact Factor decreased by 0.125 to 1.773 in 2019.

The volume of citable articles published in 2017/18 decreased by 15% compared to 2016/17, whilst the number of citations amassed by these articles in 2019 also decreased by 21% on 2018, which resulted in the drop in the IF.

SC now ranks at number 150 out of 204 in 'Clinical Neurology' and 28 out of 68 in 'Rehabilitation'.



SPRINGER NATURE

8

Top Cited Articles published in 2017-2018, cited in 2019 (2019 IF)

Publication Year	Issue	Title	Authors	Article Type	Cites in 2019	Total Citations
2017	8	Animal models of spinal cord injury: a systematic review	Sharif-Alhoseini, M.; Khormali, M.; Rezaei, M.; Safdarian, M.; Hajjghadery, A.; Khalatbari, M.M.; et al	Review	10	22
2017	10	Causes of death after traumatic spinal cord injury-a 70-year British study	Savic, G.; DeVivo, M. J.; Frankel, H. L.; Jamous, M. A.; Soni, B. M.; Charlifue, S.	Article	9	15
2017	8	International Spinal Cord Injury Core Data Set (version 2.0)-including standardization of reporting	Biering-Sorensen, F.; DeVivo, M. J.; Charlifue, S.; Chen, Y.; New, P. W.; Noonan, V.; et al	Article	8	15
2017	6	Infections in the spinal cord-injured population: a systematic review	Garcia-Arguello, L. Y.; O'Horo, J. C.; Farrell, A.; Blakney, R.; Sohail, M. R.; Evans, C. T.; Safdar, N.	Article	8	10
2017	8	Is body-weight-supported treadmill training or robotic-assisted gait training superior to overground gait training and other forms of physiotherapy in people with spinal cord injury? A systematic review	Mehrholz, J.; Harvey, L. A.; Thomas, S.; Elsner, B.	Review	7	14
2018	4	Evidence-based scientific exercise guidelines for adults with spinal cord injury: an update and a new guideline	Ginis, Kathleen A. Martin; van der Scheer, Jan W.; Latimer-Cheung, Amy E.; Barrow, Andy; Bourne, Chris; Carruthers, Peter; Bernardi, Marco; et al	Article	6	13
2017	4	Bladder cancer in individuals with spinal cord injuries: a meta-analysis	Gui-Zhong, L.; Li-Bo, M.	Review	6	13
2017	2	Movement repetitions in physical and occupational therapy during spinal cord injury rehabilitation	Zbogar, D.; Eng, J. J.; Miller, W. C.; Krassioukov, A. V.; Verrier, M. C.	Article	5	12
2017	11	The impact of spinal cord injury on the quality of life of primary family caregivers: a literature review	Lynch, J.; Cahalan, R.	Review	5	9
2017	5	Vitamin D deficiency in individuals with a spinal cord injury: a literature review	Flueck, J. L.; Perret, C.	Review	4	12
2017	5	Are adults with spinal cord injury meeting the spinal cord injury-specific physical activity guidelines? A look at a sample from a Canadian province	Rocchi, M.; Routhier, F.; Latimer-Cheung, A. E.; Ginis, K. A. M.; Noreau, L.; Sweet, S. N.	Article	4	12
2017	2	The developing landscape of diagnostic and prognostic biomarkers for spinal cord injury in cerebrospinal fluid and blood	Hulme, C. H.; Brown, S. J.; Fuller, H. R.; Riddell, J.; Osman, A.; Chowdhury, J.; et al	Review	4	10
2017	9	Leisure time physical activity among older adults with long-term spinal cord injury	Jorgensen, S.; Ginis, K. A. Martin; Lexell, J.	Article	4	7
2018	7	Cross-cultural adaptation and validation of the Spinal Cord Injury-Falls Concern Scale in the Italian population	Marquez, Maria Auxiliadora; De Santis, Rita; Ammendola, Viviana; Antonacci, Martina; Santilli, Valter; Berardi, Anna; et al	Article	4	6
2018	7	Telehealth for people with spinal cord injury: a narrative review	Irgens, I.; Reland, T.; Arora, M.; Liu, N.; Marshall, R.; Biering-Sorensen, F.; Alexander, M.	Review	4	5

9

Competitor Analysis

The below table outlines key data for competitor titles

	Spinal Cord	Spine	Archives of Physical Medicine and Rehabilitation	Journal of Neurotrauma	JSCM	Neurorehabilitation & Neural Repair
Impact Factor	1.773	2.646	3.098	3.793	1.816	3.982
Change on previous year	-0.125	-0.257	+0.401	+0.039	+0.105	+0.225
5 Year IF	2.060	3.119	3.690	4.417	2.031	4.458
Ranking in Clinical Neurology / Rehabilitation	150/204 28/68	102/204	9/68	52/204	149/204	46/204 2/68
Immediacy Index	0.598	0.683	1.008	1.112	0.898	0.549
Articles published *	308	937	571	705	174	166
Total Cites	5,677	44,797	24,309	15,388	2,456	5,448

*Indicates only those articles that are included by Clarivate Analytics in the denominator for their impact factor calculations.

10

Any Questions?

Thank you

Lisa Harvey
Editor-in-Chief

Virginia Mercer
Publishing Editor
Virginia.Mercer@nature.com

SPRINGER NATURE